


1025FA

Fast-acting surface mount fuse



Product features

- Fast-acting surface-mount fuse
- Satisfies the EIA/IS-722 Standard
- Solder immersion compatible

Agency information

- UL Recognition Guide & File numbers: JDYX2 & E19180 (250mA - 15A)
- CSA Component Acceptance: File # 053787 C000, Class # 1422 3

Soldering method

- Wave immersion: 260°C, 10 Sec. max.
- Infrared reflow: 260°C, 30 Sec. max.

Ordering

- Specify packaging and product code (i.e., TR2/1025FA250-R)

Environmental data

- Life test: MIL-STD-202, Method 108A, Test Condition D
- Load humidity: MIL-STD-202, Method 103B
- Moisture resistance: MIL-STD-202, Method 106E
- Terminal strength: MIL-STD-202, Method 211A
- Thermal shock: MIL-STD-202, Method 107D, air-to-air
- Case resistance: EIA/IS-722
- Resistance to dissolution of metallization: ANSI J-STD-002, Test D
- Mechanical shock: MIL-STD-202, Method 213B with exceptions per EIA/IS-722 Standard
- High frequency vibration: MIL-STD-202, Method 204D, Test condition D
- Resistance to solvents: MIL-STD-202, Method 215A

Electrical Characteristics	
% of Amp Rating	Opening Time
100%	4 Hours Minimum
200% (250mA-5A)	5 Seconds Maximum
250% (250mA-5A fuse)	1 Second Maximum
200% (7-15A fuse)	20 Seconds Maximum
250% (7-15A fuse)	4 Seconds Maximum

Note: 30vdc constant current source required for 200% overload tests on 250mA-1A.

Product Code	Current Rating (amps)	Voltage Rating		Specifications			DC Cold Resistance** (Ω) Typical	Typical Melting I ^{††}	Typical Voltage Drop‡
		AC	DC	Interrupting Rating (amps)*	250Vac	125Vdc			
1025FA250-R	250mA	250V	125V	50	50	-	4.7500	0.1212	2019mV
1025FA500-R	500mA	250V	125V	50	50	-	1.1500	0.0415	1500mV
1025FA750-R	750mA	250V	125V	50	50	-	0.5550	0.143	880mV
1025FA1-R	1	250V	125V	50	50	-	0.2800	1.750	560mV
1025FA1.5-R	1.5	250V	125V	50	50	-	0.1140	1.460	260mV
1025FA2-R	2	250V	125V	50	50	-	0.0750	6.086	258mV
1025FA2.5-R	2.5	250V	125V	50	50	-	0.0510	8.48	232mV
1025FA3-R	3	250V	125V	50	50	-	0.0384	18.15	205mV
1025FA3.5-R	3.5	250V	125V	50	50	-	0.0305	17.83	185mV
1025FA4-R	4	250V	125V	50	50	-	0.0275	23.32	190mV
1025FA5-R	5	250V	125V	50	50	-	0.0195	38.74	180mV
1025FA7-R	7	250V	60V	50	-	50	0.0116	138	150mV
1025FA10-R	10	250V	60V	50	-	50	0.0072	457	146mV
1025FA12-R	12	250V	60V	50	-	50	0.0056	498	120mV
1025FA15-R	15	250V	60V	50	-	50	0.0039	1451	110mV

* AC interrupting rating (measured at designated voltage, 100% power factor random closing); DC interrupting rating (measured at designated voltage, time constant of less than 50 microseconds, battery source)

** DC cold resistance (measured at ≤10% of rated current)

† Typical Melting I^{††} (measured with a battery bank at rated DC voltage, 10x-rated current, but not exceeding the interrupting rating. Time constant of calibrated circuit less than 50 microseconds). Test current not to exceed interrupting rating of 50A.

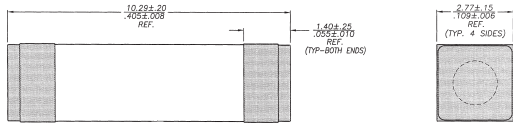
‡ Typical voltage drop (measured at rated current after temperature stabilizes)

• Device designed to carry rated current for four hours minimum. An operating current of 80% or less of rated current is recommended, with further derating required at elevated ambient temperatures.

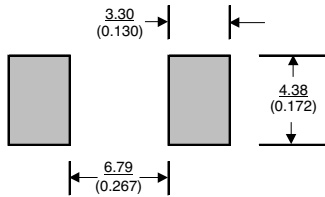


Powering Business Worldwide

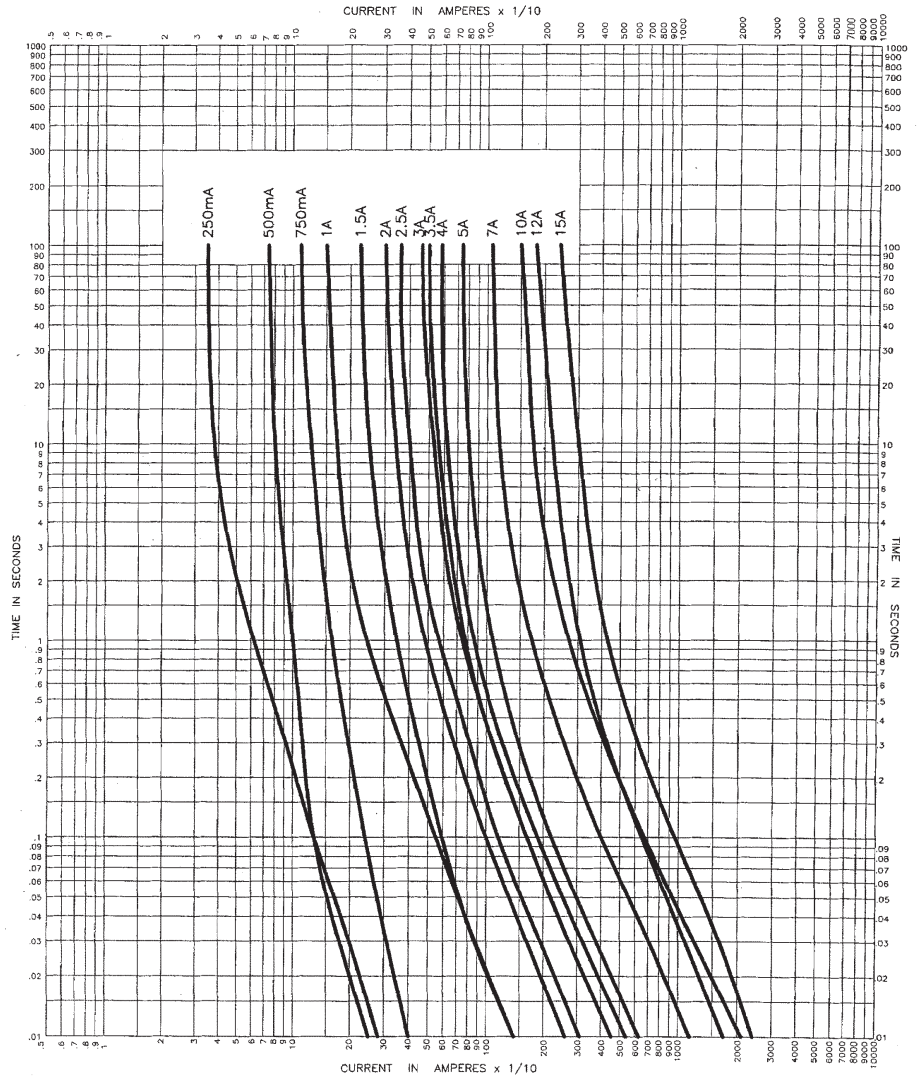
Dimensions – mm/in
Drawing Not to Scale



Recommended Pad Layout – mm (in)



Time Current Curve



Packaging Code

Packaging Code Prefix	Description
TR2	2,500 fuses on 24mm tape-and-reel on 13 inch (330mm) reel per EIA Standard 481

Life Support Policy: Eaton does not authorize the use of any of its products for use in life support devices or systems without the express written approval of an officer of the Company. Life support systems are devices which support or sustain life, and whose failure to perform, when properly used in accordance with instructions for use provided in the labeling, can be reasonably expected to result in significant injury to the user.

Eaton reserves the right, without notice, to change design or construction of any products and to discontinue or limit distribution of any products. Eaton also reserves the right to change or update, without notice, any technical information contained in this bulletin.

Eaton
Electronics Division
1000 Eaton Boulevard
Cleveland, OH 44122
United States
www.eaton.com/electronics

© 2017 Eaton
All Rights Reserved
Printed in USA
Publication No. 4322 BU-SB08026
May 2017

Eaton is a registered trademark.

All other trademarks are property of their respective owners.

Mouser Electronics

Authorized Distributor

Click to View Pricing, Inventory, Delivery & Lifecycle Information:

[Eaton:](#)

[TR2/1025FA1-R](#) [TR2/1025FA250-R](#) [TR2/1025FA5-R](#) [TR2/1025FA15-R](#) [TR2/1025FA10-R](#) [TR2/1025FA3-R](#)
[TR2/1025FA7-R](#)